

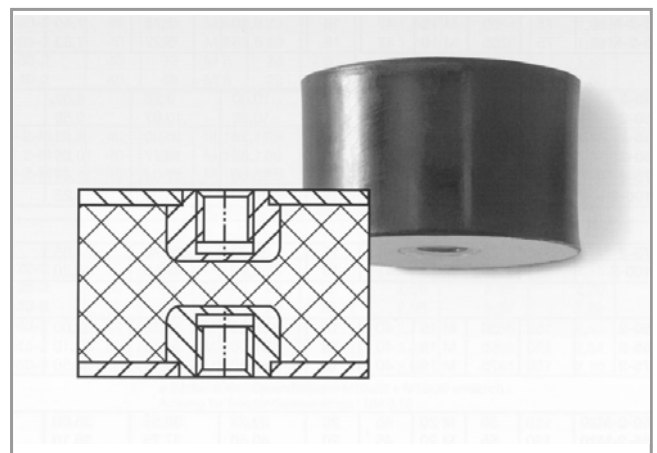
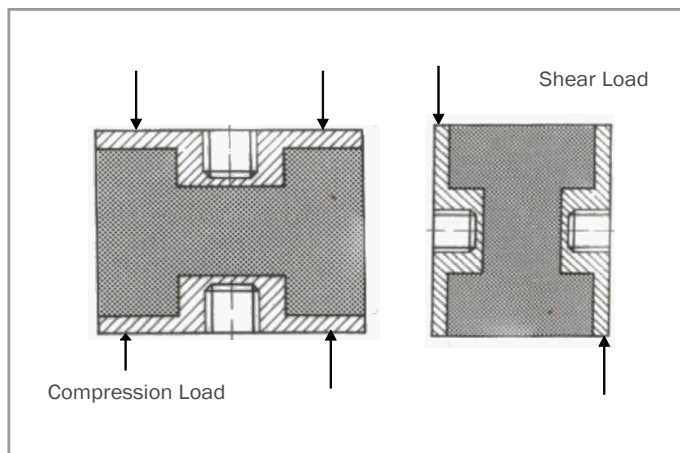

Features

Trelleborg Industrial AVS - Bobbins

A supplementary range of cylindrical mountings for a wide range of applications. They can be loaded either in compression or shear taking into consideration individual demands for actual applications.

Figures stated are for natural rubber hardness 60° IRH.

The technical values are to be used for info only.
If questions, please contact TIAVS.



Part no.	Dimensions Diameter/Height	Bolt Internal Thread	Compression Load		Shear Load	
			F(Max) N	S(Max) mm	F(Max) N	S(Max) mm
20-00095	C10/10	M4	96	1,6	12	1,2
20-00583	C15/15	M4	120	1,5	40	2,0
20-01298	C20/20	M6	170	1,6	50	2,5
20-00584	C20/25	M4	150	2,2	40	2,7
20-00363	C20/30	M6				
20-01291	C25/20	M6	280	1,7	90	3
20-01292	C25/25	M6	260	2,2	80	3,5
20-00475	C30/25	M8	370	2,2	120	3,6
20-01455	C30/30	M8	355	2,6	110	4,1
20-01075	C30/35	M8	436	3,1	208	9,4
20-00476	C30/40	M8	429	3,6	208	10,9
20-00551	C40/30	M8	700	2,7	250	5,2
20-00587	C40/40	M8	650	3,9	250	7,4
20-01456	C50/30	M10	1200	2,4	400	5,2
20-00116	C50/35	M10	1150	2,9	400	6,4
20-01457	C50/40	M10	1100	3,3	400	7,4
20-01025	C50/45	M10	1050	4,1	400	8,6
20-01313	C50/50	M10	1050	4,9	400	9,7
20-01318	C75/40	M12	2900	3,2	900	7
20-01541	C75/45	M12				
20-01320	C75/50	M12	2600	4,1	900	9
20-00125	C75/55	M12	2400	4,6	900	10,1
20-01324	C100/40	M16	6500	2,9	1500	5,6
20-01325	C100/55	M16	5100	4,9	1500	9,1