

Isuzu Diesel Engines



3CA1

Generator: 10.4 HP @ 1800 RPM

Industrial Drive: 23.5 HP @ 3600 RPM

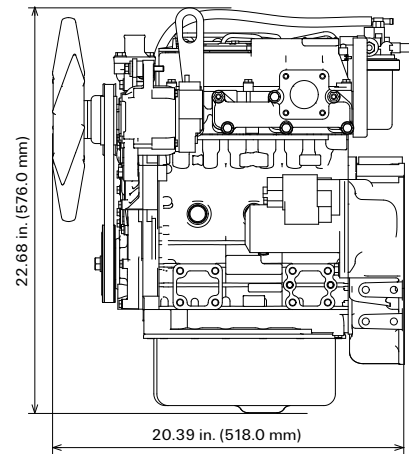
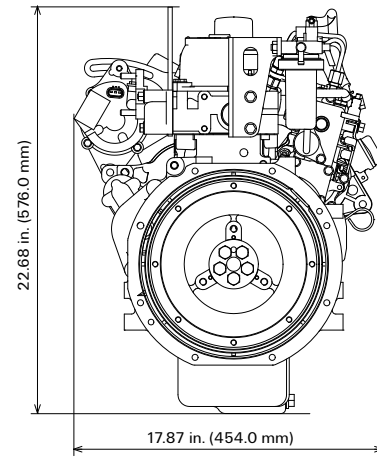
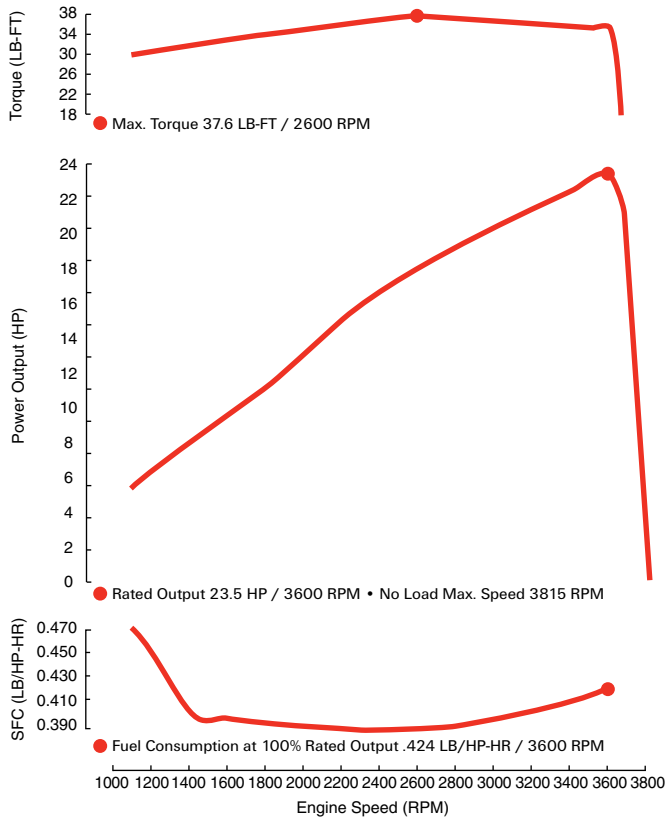
Standard features:

- U.S. EPA Tier 4 Interim
- Displacement: 0.9 L
- Naturally aspirated
- Peak torque: 37.6 lb/ft @ 2600 RPM
- Fuel consumption: .424 LB/HP-HR
- Flywheel housing: SAE 6
- Electric & self-priming fuel lift pump
- 12V electrics
- Glow plug starting aid
- High angularity oil pan
- 250-hour service intervals
- 2-year / 2,000-hour warranty

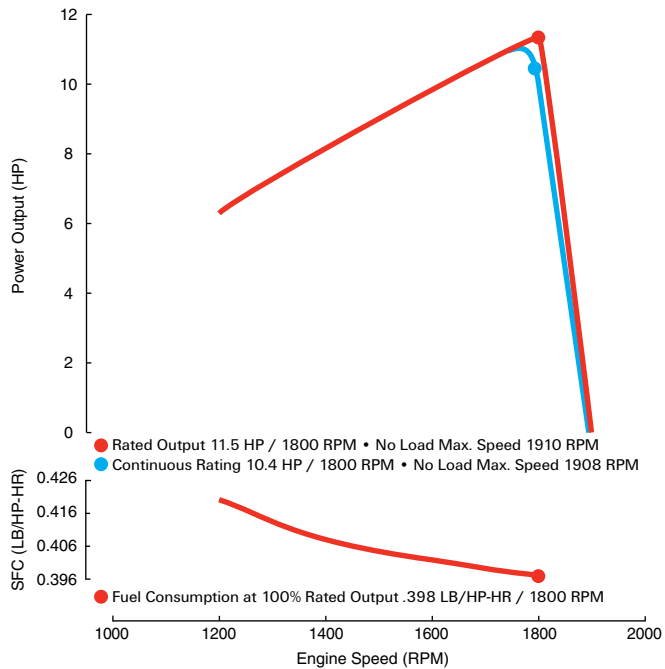
The power behind it all.

ISUZU
DIESEL

3CA1 Industrial Performance Curves:



3CA1 Genset Performance Curves:



Available options:

- Cooling system
- Air cleaner
- Exhaust system
- Front and rear mounts
- Skid base
- Instrument panel & extension harness
- Custom power unit

Horsepower comparison:

Engine Model	Cylinders	Displacement (L)	HP Range
2CA1	2	0.57	9-17
3CA1	3	0.9	15-22
3CB1	3	1.1	18-25

For additional information, please contact your local distributor or visit www.isuzuengines.com

Isuzu Motors America, Inc.

46401 Commerce Center Drive
 Plymouth, Michigan 48170
 Phone: 734.582.9470
 Fax: 734.455.7581